




**ESTADO ANALÍTICO DEL ACTIVO**  
DEL 01/01/2023 AL 31/12/2023

(Cifras en Pesos)

| Concepto  | Saldo Inicial    | Cargos del Periodo | Abonos del Periodo | Saldo Final      | Variación del Periodo |
|---|------------------|--------------------|--------------------|------------------|-----------------------|
| <b>ACTIVO</b>   | 1,860,310,710.15 | 17,453,810,656.00  | 15,998,425,790.73  | 3,315,695,575.42 | 1,455,384,865.27      |
| <b>Activo Circulante</b>                                      | 439,008,514.12   | 16,331,182,037.13  | 15,466,407,982.80  | 1,303,782,568.45 | 864,774,054.33        |
| Efectivo y Equivalentes                                       | 354,757,671.07   | 9,589,234,697.64   | 8,977,830,370.67   | 966,161,998.04   | 611,404,326.97        |
| Derechos a Recibir Efectivo o Equivalentes                    | 47,946,857.90    | 6,332,902,862.56   | 6,124,090,405.90   | 256,759,314.56   | 208,812,456.66        |
| Derechos a Recibir Bienes o Servicios                         | 6,235,793.91     | 109,539,854.14     | 78,270,425.16      | 37,505,222.89    | 31,269,428.98         |
| Inventarios   | 8,975,653.30     | 125,575,372.02     | 109,765,941.67     | 24,785,083.65    | 15,809,430.35         |
| Almacenes   | 21,092,537.94    | 173,929,250.77     | 176,450,839.40     | 18,570,949.31    | -2,521,588.63         |
| Estimación por Pérdida o Deterioro de Activos Circulantes     | 0.00             | 0.00               | 0.00               | 0.00             | 0.00                  |
| Otros Activos Circulantes                                     | 0.00             | 0.00               | 0.00               | 0.00             | 0.00                  |
| <b>Activo No Circulante</b>                                   | 1,421,302,196.03 | 1,122,628,618.87   | 532,017,807.93     | 2,011,913,006.97 | 590,610,810.94        |
| Inversiones Financieras a Largo Plazo                         | 7,947,824.54     | 386,942.31         | 0.00               | 8,334,766.85     | 386,942.31            |
| Derechos a Recibir Efectivo o Equivalentes a Largo Plazo      | 0.00             | 0.00               | 0.00               | 0.00             | 0.00                  |
| Bienes Inmuebles, Infraestructura y Construcciones en Proceso | 1,292,326,323.97 | 1,034,518,571.54   | 480,296,441.81     | 1,846,548,453.70 | 554,222,129.73        |
| Bienes Muebles  | 650,517,745.78   | 69,524,987.75      | 11,294,469.91      | 708,748,263.62   | 58,230,517.84         |
| Activos Intangibles   | 5,924,485.00     | 1,041,119.00       | 1,097,122.60       | 5,868,481.40     | -56,003.60            |
| Depreciación, Deterioro y Amortización Acumulada de Bienes    | -537,818,890.62  | -17,156,998.27     | -39,329,773.61     | -559,991,665.96  | -22,172,775.34        |
| Activos Diferidos   | 2,404,707.36     | 0.00               | 0.00               | 2,404,707.36     | 0.00                  |
| Estimación por Pérdida o Deterioro de Activos no Circulantes  | 0.00             | 0.00               | 0.00               | 0.00             | 0.00                  |
| Otros Activos no Circulantes                                  | 0.00             | 0.00               | 0.00               | 0.00             | 0.00                  |

DIRECTOR DE FINANZAS  
  
FERNANDO CALZADA FALCON

PRESIDENTA MUNICIPAL  
  
YOLANDA DEL CARMEN OSUNA HUERTA

SINDICO DE HACIENDA  
  
DANIEL CUBERO CABRALES