




ESTADO ANALÍTICO DEL ACTIVO
DEL 01/01/2023 AL 31/05/2023

(Cifras en Pesos)

| Concepto | Saldo Inicial | Cargos del Periodo | Abonos del Periodo | Saldo Final | Variación del Periodo |
|---|------------------|--------------------|--------------------|------------------|-----------------------|
| ACTIVO | 1,860,310,710.15 | 6,948,898,499.09 | 5,695,757,999.97 | 3,113,451,209.27 | 1,253,140,499.12 |
| Activo Circulante | 439,008,514.12 | 6,768,624,402.44 | 5,614,771,053.34 | 1,592,861,863.22 | 1,153,853,349.10 |
| Efectivo y Equivalentes | 354,757,671.07 | 4,002,161,204.02 | 3,066,161,254.91 | 1,290,757,620.18 | 935,999,949.11 |
| Derechos a Recibir Efectivo o Equivalentes | 47,946,857.90 | 2,716,149,686.03 | 2,500,997,713.17 | 263,098,830.76 | 215,151,972.86 |
| Derechos a Recibir Bienes o Servicios | 6,235,793.91 | 3,600.00 | 0.00 | 6,239,393.91 | 3,600.00 |
| Inventarios | 8,975,653.30 | 3,313,942.57 | 1,740,239.53 | 10,549,356.34 | 1,573,703.04 |
| Almacenes | 21,092,537.94 | 46,995,969.82 | 45,871,845.73 | 22,216,662.03 | 1,124,124.09 |
| Estimación por Pérdida o Deterioro de Activos Circulantes | 0.00 | 0.00 | 0.00 | 0.00 | 0.00 |
| Otros Activos Circulantes | 0.00 | 0.00 | 0.00 | 0.00 | 0.00 |
| Activo No Circulante | 1,421,302,196.03 | 180,274,096.65 | 80,986,946.63 | 1,520,589,346.05 | 99,287,150.02 |
| Inversiones Financieras a Largo Plazo | 7,947,824.54 | 354,907.46 | 0.00 | 8,302,732.00 | 354,907.46 |
| Derechos a Recibir Efectivo o Equivalentes a Largo Plazo | 0.00 | 0.00 | 0.00 | 0.00 | 0.00 |
| Bienes Inmuebles, Infraestructura y Construcciones en Proceso | 1,292,326,323.97 | 163,515,043.01 | 80,912,831.00 | 1,374,928,535.98 | 82,602,212.01 |
| Bienes Muebles | 650,517,745.78 | 12,255,454.85 | 0.00 | 662,773,200.63 | 12,255,454.85 |
| Activos Intangibles | 5,924,485.00 | 986,202.28 | 0.00 | 6,910,687.28 | 986,202.28 |
| Depreciación, Deterioro y Amortización Acumulada de Bienes | -537,818,890.62 | -3,162,489.05 | -74,115.63 | -534,730,517.20 | 3,088,373.42 |
| Activos Diferidos | 2,404,707.36 | 0.00 | 0.00 | 2,404,707.36 | 0.00 |
| Estimación por Pérdida o Deterioro de Activos no Circulantes | 0.00 | 0.00 | 0.00 | 0.00 | 0.00 |
| Otros Activos no Circulantes | 0.00 | 0.00 | 0.00 | 0.00 | 0.00 |

DIRECTOR DE FINANZAS

FERNANDO CALZADA FALCON

PRESIDENTA MUNICIPAL

YOLANDA DEL CARMEN OSUNA HUERTA

SINDICO DE HACIENDA

DANIEL CUBERO CABRALES