




**H. Ayuntamiento Constitucional de Centro**  
ESTADO ANALÍTICO DEL EJERCICIO DEL PRESUPUESTO DE EGRESOS  
CLASIFICACIÓN POR FUENTE DE FINANCIAMIENTO Y PROCEDENCIA  
DEL 01/01/2022 AL 28/02/2022

| FUENTE   | EGRESOS                 |                              |                         |                       |                       | SUBEJERCIDO<br>6 = (3 - 4) |
|--|-------------------------|------------------------------|-------------------------|-----------------------|-----------------------|----------------------------|
|  | INICIAL                 | AMPLIACIONES-<br>REDUCCIONES | MODIFICADO              | DEVENGADO             | PAGADO                |                            |
|  | 1                       | 2                            | 3 = (1 + 2)             | 4                     | 5                     |                            |
| 10105 INGRESOS PROPIOS   | 541,231,401.62          | 6,671,387.86                 | 547,902,789.48          | 69,573,258.43         | 57,174,561.22         | 478,329,531.05             |
| 2030D FINANCIAMIENTO BBVA  | 0.00                    | 1,340.18                     | 1,340.18                | 0.00                  | 0.00                  | 1,340.18                   |
| 20386 FINANCIAMIENTO BBVA MEXICO CP  | 0.00                    | 1,495,930.49                 | 1,495,930.49            | 0.00                  | 0.00                  | 1,495,930.49               |
| 5160B U001 PROGRAMA DE DEVOLUCION DE DERECHOS (PRODDER)  | 2,500,000.00            | 0.00                         | 2,500,000.00            | 0.00                  | 0.00                  | 2,500,000.00               |
| 516PR PROGRAMA DE AGUA POTABLE, DRENAJE Y TRATAMIENTO (PROAGUA)  | 17,785,783.30           | 0.00                         | 17,785,783.30           | 0.00                  | 0.00                  | 17,785,783.30              |
| 5230J C. Fondo para entidades federativas y municipios productores de hidrocarburos                    | 0.00                    | 45,944,887.01                | 45,944,887.01           | 11,076,481.41         | 11,028,737.96         | 34,868,405.60              |
| 5230J FONDO PARA ENTIDADES FEDERATIVAS Y MUNICIPIOS PRODUCTORES DE HIDROCARBUROS EN REGIONES MARÍTIMAS | 44,240,182.88           | 11,961,657.55                | 56,201,840.43           | 0.00                  | 0.00                  | 56,201,840.43              |
| 5230J FONDO PARA ENTIDADES FEDERATIVAS Y MUNICIPIOS PRODUCTORES DE HIDROCARBUROS TERRESTRES            | 0.00                    | 9,972,998.39                 | 9,972,998.39            | 0.00                  | 0.00                  | 9,972,998.39               |
| 52803 Participaciones  | 1,654,357,461.51        | 3,173,829.03                 | 1,657,531,290.54        | 230,201,258.83        | 193,111,656.05        | 1,427,330,031.71           |
| 53304 Ramo 33 Fondo III  | 122,939,718.16          | 11,083,809.10                | 134,023,527.26          | 3,609,075.12          | 3,587,296.22          | 130,414,452.14             |
| 53305 Ramo 33 Fondo IV   | 494,350,538.04          | 5,692,603.04                 | 500,043,141.08          | 78,736,472.95         | 78,160,784.35         | 421,306,668.13             |
| 59904 CAPUFE   | 19,031,897.64           | 0.00                         | 19,031,897.64           | 0.00                  | 0.00                  | 19,031,897.64              |
| 60213 Convenio de coord.H Aytto.-Gov. Del Edo. De Tab. (SAPAET)  | 345,692,113.59          | 564.53                       | 345,692,678.12          | 50,104,639.10         | 41,292,169.37         | 295,588,039.02             |
| 60215 CONVENIO DE COORD. H. AYTTO. - OFICIALIA MAYOR   | 55,390,720.14           | 103,979.56                   | 55,494,699.70           | 7,731,939.55          | 6,335,689.54          | 47,762,760.15              |
| 60275 CONVENIO FISE BIENESTAR-H. AYUNTAMIENTO  | 18,096,765.02           | 0.00                         | 18,096,765.02           | 0.00                  | 0.00                  | 18,096,765.02              |
| <b>Total</b>   | <b>3,315,616,581.90</b> | <b>96,102,986.74</b>         | <b>3,411,719,568.64</b> | <b>451,033,125.39</b> | <b>390,690,894.71</b> | <b>2,960,686,443.25</b>    |

  
CARLOS FERNANDO JUÁREZ TORRES  
DIRECTOR DE PROGRAMACIÓN

  
YOLANDA DEL CARMEN OSUNA HUERTA  
PRESIDENTA MUNICIPAL

  
DANIEL CUBERO CABALLERO  
SINDICO DE HACIENDA