

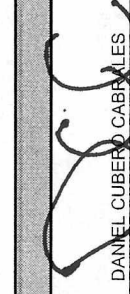


**H. Ayuntamiento Constitucional de Centro**  
ESTADO ANALÍTICO DEL EJERCICIO DEL PRESUPUESTO DE EGRESOS  
CLASIFICACIÓN FUNCIONAL (Finalidad y Función)  
DEL 01/01/2021 AL 31/12/2021

Concepto	Egresos					Subejercicio 6 = (3 - 4)
	Aprobado 1	Ampliaciones / Reducciones 2	Modificado 3 = (1 + 2)	Devengado 4	Pagado 5	
<b>Gobierno</b>	994,229,901.25	-212,390,823.18	781,839,078.07	772,072,376.64	754,996,520.19	9,766,701.43
Coordinación de la política de gobierno	201,198,748.16	14,367,363.38	215,566,111.54	215,566,111.54	208,898,073.45	0.00
Asuntos financieros y hacendarios	308,154,935.87	-205,280,863.04	102,874,072.83	97,522,032.82	93,892,751.98	5,352,040.01
Asuntos de orden público	7,923,509.65	32,595.12	7,956,104.77	7,956,104.77	7,583,535.89	0.00
Otros servicios generales	476,952,707.57	-21,509,918.64	455,442,788.93	451,028,127.51	444,622,158.87	4,414,661.42
<b>Desarrollo Social</b>	1,907,950,064.72	411,131,927.72	2,319,081,992.44	2,230,715,894.47	2,157,487,311.10	88,366,097.97
Protección ambiental	996,208,920.38	118,284,213.95	1,114,493,134.33	1,067,010,241.54	1,041,070,855.70	47,482,892.79
Vivienda y servicios a la comunidad	694,871,517.84	260,598,199.36	955,469,717.20	914,586,512.02	874,926,331.60	40,883,205.18
Salud	33,480,725.80	15,162,335.58	48,643,061.38	48,643,061.38	47,958,547.36	0.00
Recreación, cultura y otras manifestaciones sociales	84,282,331.49	5,300,644.17	89,582,975.66	89,582,975.66	85,652,615.88	0.00
Educación	8,746,616.72	5,855,115.16	14,601,731.88	14,601,731.88	14,442,579.67	0.00
Protección social	89,636,341.85	6,069,847.40	95,906,189.25	95,906,189.25	93,051,198.15	0.00
Otros asuntos sociales	523,610.64	-138,427.90	385,182.74	385,182.74	385,182.74	0.00
<b>Desarrollo Económico</b>	65,883,575.47	39,839,789.97	105,723,365.44	105,723,365.44	102,731,153.36	0.00
Asuntos económicos, comerciales y laborales en general	18,468,765.22	35,861,785.53	54,330,550.75	54,330,550.75	53,474,992.54	0.00
Agropecuaria, silvicultura, pesca y caza	33,585,606.17	4,966,250.16	38,551,856.33	38,551,856.33	36,665,143.50	0.00
Transporte	900,537.40	-249,015.12	651,522.28	651,522.28	635,442.15	0.00
Turismo	12,928,666.68	-739,230.60	12,189,436.08	12,189,436.08	11,955,575.17	0.00
<b>Otras no Clasificadas en Funciones Anteriores</b>	208,318,135.92	33,724.06	208,351,859.98	208,351,859.98	208,335,812.62	0.00
Transacciones de la deuda pública/costo financiero de la deuda	208,318,135.92	33,724.06	208,351,859.98	208,351,859.98	208,335,812.62	0.00
Adeudos de ejercicios fiscales anteriores	0.00	0.00	0.00	0.00	0.00	0.00
<b>Total del Gasto</b>	<b>3,176,381,677.36</b>	<b>238,614,618.57</b>	<b>3,414,996,295.93</b>	<b>3,316,863,496.53</b>	<b>3,223,550,797.27</b>	<b>98,132,799.40</b>

  
CARLOS-FERNANDO JUÁREZ TORRES  
DIRECTOR DE PROGRAMACIÓN

  
YOLANDA DEL CARMEN OSUNA HUERTA  
PRESIDENTA MUNICIPAL

  
DANIEL CUBERO CABRALES  
SINDICO DE HACIENDA