






H. Ayuntamiento Constitucional de Centro  
 RESULTADO DE EGRESOS - LDF  
 (PESOS)  
 DEL 01/01/2020 AL 30/09/2020

Concepto	2015	2016	2017	2018	2019	2020 Año del Ejercicio Vigente
<b>1. GASTO NO ETIQUETADO</b>	<b>1,720,328,799.49</b>	<b>1,775,262,031.50</b>	<b>1,815,137,425.69</b>	<b>1,841,399,271.66</b>	<b>2,135,212,740.71</b>	<b>1,385,775,440.73</b>
SERVICIOS PERSONALES	1,011,350,413.94	1,043,864,808.32	1,511,852,332.07	1,188,027,497.34	1,254,881,394.21	815,532,786.00
MATERIALES Y SUMINISTROS	199,958,195.84	204,314,911.42	173,738,572.40	192,484,170.97	200,514,697.03	100,337,275.14
SERVICIOS GENERALES	296,349,798.86	383,592,698.81	323,670,276.86	367,428,015.68	375,640,068.55	196,452,251.22
TRANSFERENCIAS ASIGNACIONES SUBSIDIOS Y OTRAS AYUDAS	127,988,337.03	88,932,560.85	86,621,743.75	55,025,763.45	158,281,732.78	188,229,984.26
BIENES MUEBLES INMUEBLES E INTANGIBLES	1,904,478.24	4,375,096.21	2,376,766.29	1,165,572.91	86,091,270.53	28,672,298.45
INVERSIÓN PÚBLICA	60,341,382.25	37,114,814.60	6,044,637.49	0.00	30,486,835.09	20,226,532.76
INVERSIONES FINANCIERAS Y OTRAS PROVISIONES	0.00	0.00	0.00	14,290,371.95	0.00	0.00
PARTICIPACIONES Y APORTACIONES	22,246,614.47	9,357,847.00	9,901,087.20	7,529,154.60	10,105,526.20	3,960,099.33
DEUDA PÚBLICA	189,578.86	3,709,322.29	60,932,009.63	15,448,724.76	19,211,216.32	32,364,213.57
<b>2. GASTO ETIQUETADO</b>	<b>1,613,864,653.02</b>	<b>940,128,972.45</b>	<b>1,312,255,508.89</b>	<b>1,433,309,957.66</b>	<b>1,190,562,860.03</b>	<b>656,016,151.12</b>
SERVICIOS PERSONALES	283,960,928.77	316,381,733.07	316,273,131.75	327,653,093.15	362,514,391.87	227,146,288.52
MATERIALES Y SUMINISTROS	69,981,513.36	28,490,682.65	59,093,381.85	16,365,081.83	28,587,718.68	38,359,687.44
SERVICIOS GENERALES	310,968,696.43	281,604,635.28	350,181,647.23	481,981,911.47	305,700,802.26	231,517,236.46
TRANSFERENCIAS ASIGNACIONES SUBSIDIOS Y OTRAS AYUDAS	13,007,442.01	8,767,797.00	11,205,733.61	3,230,704.96	3,082,217.87	3,572,293.70
BIENES MUEBLES INMUEBLES E INTANGIBLES	37,256,547.36	47,354,707.70	30,748,324.99	613,050.86	8,495,651.44	11,441,413.91
INVERSIÓN PÚBLICA	461,327,558.60	212,789,552.26	469,839,702.26	480,566,658.08	384,617,633.82	98,632,964.46
INVERSIONES FINANCIERAS Y OTRAS PROVISIONES	12,000,000.00	0.00	0.00	0.00	0.00	0.00
PARTICIPACIONES Y APORTACIONES	5,037,773.81	2,574,815.00	2,766,140.20	0.00	0.00	0.00
DEUDA PÚBLICA	420,324,192.68	42,165,049.49	72,147,447.00	122,899,457.31	97,564,444.09	45,346,266.63
<b>3. Total de Egresos Proyectados</b>	<b>3,334,193,452.51</b>	<b>2,715,391,003.95</b>	<b>3,127,392,934.58</b>	<b>3,274,709,229.32</b>	<b>3,325,775,600.74</b>	<b>2,041,791,591.85</b>

  
 LUISA IRENE GUTIÉRREZ MOSQUEDA  
 DIRECTORA DE PROGRAMACIÓN

  
 EVARISTO HERNÁNDEZ CRUZ  
 PRESIDENTE MUNICIPAL

  
 GILBA DÍAZ RODRÍGUEZ  
 SÍNDICO DE HACIENDA