






**MUNICIPIO CENTRO**  
ESTADO ANALITICO DEL EJERCICIO DEL PRESUPUESTO DE EGRESOS  
CLASIFICACION FUNCIONAL  
DEL 01 DE ENERO AL 30 DE SEPTIEMBRE DEL 2017

FINAL	FUNCION	INICIAL	AMPLIACIONES- REDUCCIONES	EGRESOS MODIFICADO	DEVENGADO	PAGADO	SUBEJERCIDO
<b>1</b>	<b>Gobierno</b>	<b>846,053,515.21</b>	<b>-43,041,120.58</b>	<b>803,012,394.63</b>	<b>514,037,729.21</b>	<b>509,467,114.41</b>	<b>288,974,665.42</b>
	3 Coordinación de la política de gobierno	202,231,487.24	21,933,564.18	224,165,051.42	153,278,715.59	152,759,267.17	70,886,335.83
	5 Asuntos financieros y hacendarios	376,261,103.23	-101,233,251.14	275,027,852.09	143,013,732.54	142,961,967.30	132,014,119.55
	7 Asuntos de orden público	1,080,000.00	789,176.90	1,869,176.90	1,610,259.20	1,595,444.75	258,917.70
	8 Otros servicios generales	266,480,924.74	35,469,389.48	301,950,314.22	216,135,021.88	212,150,435.19	85,815,292.34
<b>2</b>	<b>Desarrollo social</b>	<b>1,587,029,744.61</b>	<b>667,153,828.00</b>	<b>2,254,183,572.61</b>	<b>1,431,137,564.85</b>	<b>1,384,482,122.21</b>	<b>823,046,007.76</b>
	1 Protección ambiental	785,902,466.69	180,815,617.97	966,718,084.66	647,128,461.04	634,358,254.67	319,589,623.62
	2 Vivienda y servicios a la comunidad	623,786,213.49	309,167,297.94	932,953,511.43	593,178,906.75	565,119,746.10	339,774,604.68
	3 Salud	16,154,491.59	36,988,249.98	53,142,741.57	45,126,339.92	43,756,173.95	8,016,401.65
	4 Recreación, cultura y otras manifestaciones soci	76,373,010.44	116,172,471.99	192,545,482.43	81,775,815.94	80,537,141.73	110,769,666.49
	5 Educación	14,211,374.84	17,551,062.73	31,762,437.57	13,627,175.63	12,079,278.03	18,135,261.94
	6 Protección social	70,602,187.56	5,805,732.39	76,407,919.95	49,647,470.57	47,978,132.73	26,760,449.38
	7 Otros asuntos sociales	0.00	653,395.00	653,395.00	653,395.00	653,395.00	0.00
<b>3</b>	<b>Desarrollo económico</b>	<b>50,561,592.18</b>	<b>30,182,390.61</b>	<b>80,743,982.79</b>	<b>55,295,608.22</b>	<b>51,943,588.95</b>	<b>25,448,374.57</b>
	1 Asuntos económicos, comerciales y laborales er	21,896,834.23	8,530,875.09	30,427,709.32	20,041,986.89	18,623,169.48	10,385,722.43
	2 Agropecuaria, silvicultura, pesca y caza	27,624,962.00	5,438,127.55	33,063,089.55	22,127,235.65	21,507,716.37	10,935,853.90
	7 Turismo	1,039,795.95	-33,383.59	1,006,412.36	580,018.50	558,033.86	426,393.86
	9 Otras industrias y otros asuntos económicos	0.00	16,246,771.56	16,246,771.56	12,546,367.18	11,254,669.24	3,700,404.38
<b>4</b>	<b>Otras funciones no clasificadas en anteriores</b>	<b>50,000,000.00</b>	<b>0.00</b>	<b>50,000,000.00</b>	<b>40,000,000.00</b>	<b>40,000,000.00</b>	<b>10,000,000.00</b>
	4 Adeudos de ejercicios fiscales anteriores	50,000,000.00	0.00	50,000,000.00	40,000,000.00	40,000,000.00	10,000,000.00
<b>TOTAL GENERAL</b>		<b>2,533,644,852.00</b>	<b>654,295,098.03</b>	<b>3,187,939,950.03</b>	<b>2,040,470,902.28</b>	<b>1,985,892,825.57</b>	<b>1,147,469,047.75</b>

  
GERARDO GAUDIANO ROVIROSA  
PRESIDENTE MUNICIPAL

  
JOSÉ FRANCISCO CUNNINGHAM CHÁVEZ  
DIRECTOR DE PROGRAMACIÓN

  
CASILDA RUÍZ AGUSTIN  
SINDICO DE HACIENDA