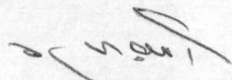






**MUNICIPIO DE CENTRO**  
ESTADO ANALITICO DEL EJERCICIO DEL PRESUPUESTO DE EGRESOS  
CLASIFICACION FUNCIONAL  
DEL 01 DE ENERO AL 31 DE MAYO DE 2016

FINA	FUNCIÓN	INICIAL	AMPLIACIONES- REDUCCIONES	EGRESOS MODIFICADO	DEVENGADO	PAGADO	SUBEJERCIDO
<b>1 Gobierno</b>		<b>950,260,164.54</b>	<b>-73,719,938.87</b>	<b>876,540,225.67</b>	<b>295,248,376.51</b>	<b>293,744,147.97</b>	<b>581,291,849.16</b>
	3 Coordinación de la política de gobierno	176,930,036.09	15,123,816.88	192,053,852.97	63,736,527.26	63,707,527.26	128,317,325.71
	5 Asuntos financieros y hacendarios	494,228,211.36	-144,028,262.02	350,199,949.34	89,681,918.76	88,252,750.22	260,518,030.58
	7 Asuntos de orden público	1,112,000.00	25,000.00	1,137,000.00	49,708.68	49,708.68	1,087,291.32
	8 Otros servicios generales	277,989,917.09	55,159,506.27	333,149,423.36	141,780,221.81	141,734,161.81	191,369,201.55
<b>2 Desarrollo social</b>		<b>1,384,669,096.62</b>	<b>211,488,952.10</b>	<b>1,596,158,048.72</b>	<b>640,606,307.05</b>	<b>634,776,658.81</b>	<b>955,551,741.67</b>
	1 Protección ambiental	704,001,889.15	58,266,607.64	762,268,496.79	292,865,511.80	291,967,323.80	469,402,984.99
	2 Vivienda y servicios a la comunidad	545,293,730.61	133,036,746.38	678,330,476.99	288,618,791.01	283,828,734.77	389,711,685.98
	3 Salud	13,921,427.83	887,021.33	14,808,449.16	5,973,589.27	5,973,589.27	8,834,859.89
	4 Recreación, cultura y otras manifestaciones soci	60,491,656.34	14,858,838.63	75,350,494.97	31,963,678.52	31,836,658.52	43,386,816.45
	5 Educación	3,892,154.28	170,051.92	4,062,206.20	1,449,710.90	1,449,710.90	2,612,495.30
	6 Protección social	53,385,325.31	3,418,936.90	56,804,262.21	18,000,434.42	17,986,050.42	38,803,827.79
	7 Otros asuntos sociales	3,682,913.10	850,749.30	4,533,662.40	1,734,591.13	1,734,591.13	2,799,071.27
<b>3 Desarrollo económico</b>		<b>43,015,444.84</b>	<b>9,261,496.26</b>	<b>52,276,941.10</b>	<b>21,571,722.03</b>	<b>21,571,722.03</b>	<b>30,705,219.07</b>
	1 Asuntos económicos, comerciales y laborales er	18,142,997.40	1,348,942.34	19,491,939.74	6,315,233.05	6,315,233.05	13,176,706.69
	2 Agropecuaria, silvicultura, pesca y caza	24,293,621.73	5,832,406.25	30,126,027.98	13,188,042.45	13,188,042.45	16,937,985.53
	6 Comunicaciones	0.00	1,373,955.34	1,373,955.34	1,373,955.34	1,373,955.34	0.00
	7 Turismo	578,825.71	706,192.33	1,285,018.04	694,491.19	694,491.19	590,526.85
<b>4 Otras funciones no clasificadas en anteriores</b>		<b>0.00</b>	<b>0.00</b>	<b>0.00</b>	<b>0.00</b>	<b>0.00</b>	<b>0.00</b>
<b>TOTAL GENERAL</b>		<b>2,377,944,706.00</b>	<b>147,030,509.49</b>	<b>2,524,975,215.49</b>	<b>957,426,405.59</b>	<b>950,092,528.81</b>	<b>1,567,548,809.90</b>

  
**LIC. FRANCISCO PERALTA BURELO**  
PRIMER CONCEJAL DEL MUNICIPIO DE CENTRO

  
**DR. RAFAEL ESCALANTE LÓPEZ**  
DIRECTOR DE PROGRAMACIÓN

  
**LIC. ELOISA OCAMPO GONZALEZ**  
SEGUNDA CONCEJAL DE CENTRO

0005