

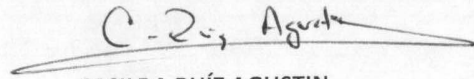


MOD.	PROGRAMA PRESUPUESTAL	INICIAL	AMPLIACIONES- REDUCCIONES	EGRESOS MODIFICADO	DEVENGADO	PAGADO	SUBEJERCIDO
<b>Actividades de apoyo</b>		<b>359,094,366.15</b>	<b>25,541,613.99</b>	<b>384,635,980.14</b>	<b>162,474,964.65</b>	<b>161,345,896.67</b>	<b>222,161,015.49</b>
	M001 Actividades de Apoyo Administrativo	359,094,366.15	25,541,613.99	384,635,980.14	162,474,964.65	161,345,896.67	222,161,015.49
<b>Desastres naturales</b>		<b>1,000,000.00</b>	<b>0.00</b>	<b>1,000,000.00</b>	<b>0.00</b>	<b>0.00</b>	<b>1,000,000.00</b>
	N001 Desastres Naturales	1,000,000.00	0.00	1,000,000.00	0.00	0.00	1,000,000.00
<b>Deuda</b>		<b>41,377,396.00</b>	<b>0.00</b>	<b>41,377,396.00</b>	<b>7,621,625.14</b>	<b>7,621,625.14</b>	<b>33,755,770.86</b>
	D001 Costo Financiero de la Deuda	41,377,396.00	0.00	41,377,396.00	7,621,625.14	7,621,625.14	33,755,770.86
<b>Obligaciones jurídicas ineludibles</b>		<b>25,088,478.20</b>	<b>0.00</b>	<b>25,088,478.20</b>	<b>7,155,949.86</b>	<b>5,884,554.01</b>	<b>17,932,528.34</b>
	L001 Obligaciones Jurídicas Ineludibles	22,500,000.00	0.00	22,500,000.00	5,681,898.11	4,410,502.26	16,818,101.89
	L002 Responsabilidades, Resoluciones Judiciales	2,588,478.20	0.00	2,588,478.20	1,474,051.75	1,474,051.75	1,114,426.45
<b>Órgano interno de control</b>		<b>15,041,460.41</b>	<b>6,249,710.06</b>	<b>21,291,170.47</b>	<b>7,316,842.96</b>	<b>7,316,842.96</b>	<b>13,974,327.51</b>
	O001 Evaluación y Control	15,041,460.41	6,249,710.06	21,291,170.47	7,316,842.96	7,316,842.96	13,974,327.51
<b>Planeación y políticas públicas</b>		<b>658,537,387.84</b>	<b>-122,040,537.86</b>	<b>536,496,849.98</b>	<b>212,929,768.51</b>	<b>212,479,929.60</b>	<b>323,567,081.47</b>
	P002 Planeación del Desarrollo Urbano y Ordenar	36,781,160.41	3,695,234.42	40,476,394.83	17,856,580.40	17,856,580.40	22,619,814.43
	P005 Política y Gobierno	140,928,680.05	12,266,537.69	153,195,217.74	64,903,806.54	64,903,806.54	88,291,411.20
	P008 Administración Fiscal	15,000,000.00	19,664,295.24	34,664,295.24	34,622,923.24	34,416,117.77	41,372.00
	P009 Administración Financiera	105,323,498.59	41,929,870.00	147,253,368.59	88,391,922.07	88,148,888.63	58,861,446.52
	P010 Administración Programática y Presupuestar	360,504,048.79	-199,596,475.21	160,907,573.58	7,154,536.26	7,154,536.26	153,753,037.32
<b>Promoción y fomento</b>		<b>165,303,717.69</b>	<b>29,244,299.08</b>	<b>194,548,016.77</b>	<b>90,350,763.57</b>	<b>90,234,794.72</b>	<b>104,197,253.20</b>
	F001 Desarrollo Agrícola	6,310,105.03	2,866,092.28	9,176,197.31	5,302,677.99	5,302,677.99	3,873,519.32
	F002 Desarrollo Pecuario	4,383,470.76	2,628,956.00	7,012,426.76	4,259,354.16	4,259,354.16	2,753,072.60
	F005 Desarrollo Acuícola	5,501,963.61	1,865,908.32	7,367,871.93	3,992,593.96	3,950,993.96	3,375,277.97
	F007 Apoyo para el Comercio	5,121,483.00	460,047.95	5,581,530.95	2,305,957.14	2,305,957.14	3,275,573.81
	F008 Apoyo Turístico	578,825.71	707,592.33	1,286,418.04	753,849.74	753,849.74	532,568.30
	F013 Apoyo al Empleo	3,744,903.94	240,134.84	3,985,038.78	1,594,268.91	1,594,268.91	2,390,769.87
	F014 Desarrollo Turístico	7,971,580.18	1,302,748.99	9,274,329.17	3,576,852.28	3,576,852.28	5,697,476.89
	F021 Apoyo al Fomento de la Cultura Ambiente	4,328,283.35	1,112,162.73	5,440,446.08	2,699,087.99	2,699,087.99	2,741,358.09
	F027 Asistencia Social y Atención a Grupos Vulne	60,463,380.14	5,247,041.37	65,710,421.51	25,922,255.83	25,907,834.98	39,788,165.68
	F028 Fomento a la Salud	13,921,427.83	1,268,596.93	15,190,024.76	6,931,769.07	6,871,821.07	8,258,255.69
	F029 Apoyo y Fomento a la Educación	3,892,154.28	186,756.04	4,078,910.32	1,719,226.68	1,719,226.68	2,359,683.64
	F030 Apoyo y Fomento a la Cultura y las Artes	36,210,485.21	9,539,733.36	45,750,218.57	24,982,646.38	24,982,646.38	20,767,572.19
	F031 Apoyo y Fomento al Deporte y Recreación	12,875,654.65	1,818,527.94	14,694,182.59	6,310,223.44	6,310,223.44	8,383,959.15
<b>Proyectos de inversión</b>		<b>53,610,332.23</b>	<b>149,164,808.08</b>	<b>202,775,140.31</b>	<b>109,856,982.97</b>	<b>105,863,869.51</b>	<b>92,918,157.34</b>
	K002 Infraestructura para Agua Potable	0.00	9,755,800.55	9,755,800.55	0.00	0.00	9,755,800.55
	K003 Drenaje y Alcantarillado	0.00	31,449,726.74	31,449,726.74	17,867,046.67	15,817,202.81	13,582,680.07
	K005 Urbanización	53,610,332.23	62,919,067.73	116,529,399.96	47,663,598.42	45,775,328.58	68,865,801.54
	K008 Infraestructura Caminera	0.00	35,514,282.03	35,514,282.03	35,514,282.03	35,514,282.03	0.00

MOD.	PROGRAMA PRESUPUESTAL	INICIAL	AMPLIACIONES- REDUCCIONES	EGRESOS MODIFICADO	DEVENGADO	PAGADO	SUBEJERCIDO
	K009 Puentes	0.00	1,373,955.34	1,373,955.34	1,373,955.34	1,373,955.34	0.00
	K012 Edificios Públicos	0.00	5,201,299.64	5,201,299.64	5,166,948.31	5,111,948.55	34,351.33
	K039 Infraestructura Recreativa	0.00	2,008,566.09	2,008,566.09	1,643,448.38	1,643,448.38	365,117.71
	K040 Infraestructura Cultural	0.00	942,109.96	942,109.96	627,703.82	627,703.82	314,406.14
	<b>Regulación y supervisión</b>	<b>10,287,125.45</b>	<b>971,166.42</b>	<b>11,258,291.87</b>	<b>4,523,338.58</b>	<b>4,523,338.58</b>	<b>6,734,953.29</b>
	G003 Verificación e inspección de las actividades	10,287,125.45	971,166.42	11,258,291.87	4,523,338.58	4,523,338.58	6,734,953.29
	<b>Servicios públicos</b>	<b>1,048,604,442.03</b>	<b>62,783,384.17</b>	<b>1,111,387,826.20</b>	<b>496,168,539.92</b>	<b>494,864,725.64</b>	<b>615,219,286.28</b>
	E001 Servicio de Agua Potable	190,736,984.21	384,065.95	191,121,050.16	86,657,387.32	86,657,387.32	104,463,662.84
	E002 Servicio de Drenaje y Alcantarillado	174,790,344.35	14,834,095.26	189,624,439.61	77,948,244.43	77,948,244.43	111,676,195.18
	E003 Saneamiento	12,820,000.00	0.00	12,820,000.00	3,558,639.25	3,558,639.25	9,261,360.75
	E029 Protección Civil	112,000.00	25,000.00	137,000.00	49,708.68	49,708.68	87,291.32
	E047 Registro e Identificación de Población	13,643,113.22	955,298.41	14,598,411.63	5,797,193.65	5,797,193.65	8,801,217.98
	E048 Recolección, Traslado y Disposición Final de	269,955,206.39	14,970,330.98	284,925,537.37	131,155,142.36	129,978,709.28	153,770,395.01
	E049 Mantenimiento y Limpieza a vialidades	116,265,322.04	8,369,576.10	124,634,898.14	53,489,989.45	53,489,988.45	71,144,908.69
	E050 Servicio de Alumbrado Público	130,393,966.42	11,377,481.56	141,771,447.98	72,171,613.20	72,171,613.20	69,599,834.78
	E051 Servicios a Mercados Públicos	27,191,913.58	1,065,273.35	28,257,186.93	11,600,137.39	11,600,137.39	16,657,049.54
	E052 Servicios a Panteones	12,229,697.83	783,735.83	13,013,433.66	5,556,266.13	5,556,266.13	7,457,167.53
	E054 Mantenimiento y Limpieza a Espacios Públic	100,465,894.00	10,018,526.73	110,484,420.73	48,184,218.06	48,056,837.86	62,300,202.67
	<b>TOTAL GENERAL</b>	<b>2,377,944,706.00</b>	<b>151,914,443.94</b>	<b>2,529,859,149.94</b>	<b>1,098,398,776.16</b>	<b>1,090,135,576.83</b>	<b>1,431,460,373.78</b>

  
GERARDO GAUDIANO ROVIROSA  
PRESIDENTE MUNICIPAL

  
EDGAR DÍAZ MARTÍNEZ MACÍAS  
DIRECTOR DE PROGRAMACIÓN

  
CASILDA RUÍZ AGUSTÍN  
SINDICO DE HACIENDA